

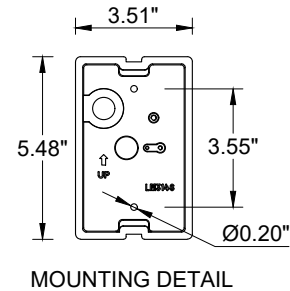
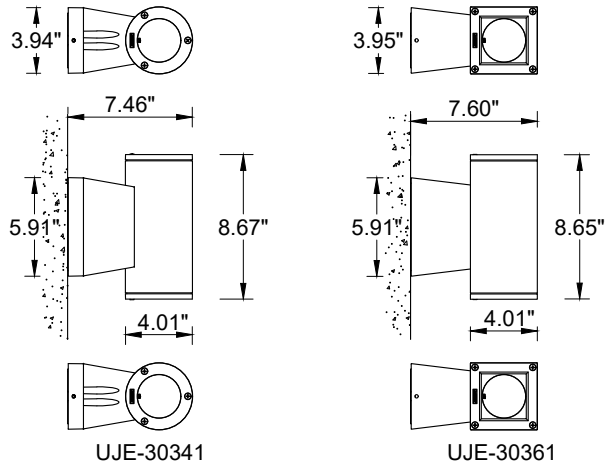
# INSTALLATION AND SERVICE MANUAL

**LIGMAN**  
NORTH AMERICA

For Installation of Jet Cylindrical and Square Wall Up-Down Light COB  
Model. UJE-30341 and UJE-30361

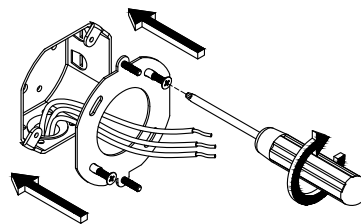
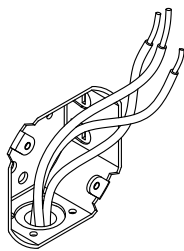
## Product drawing (dimensions)

SUITABLE FOR WET LOCATIONS

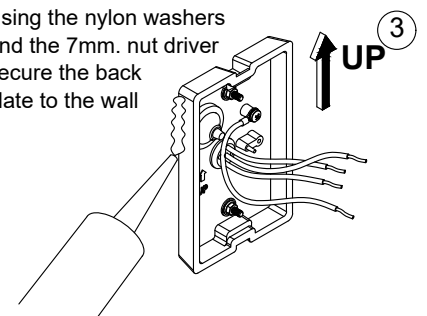


### NOTE

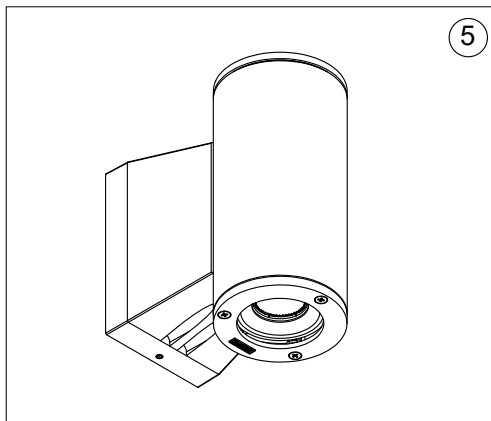
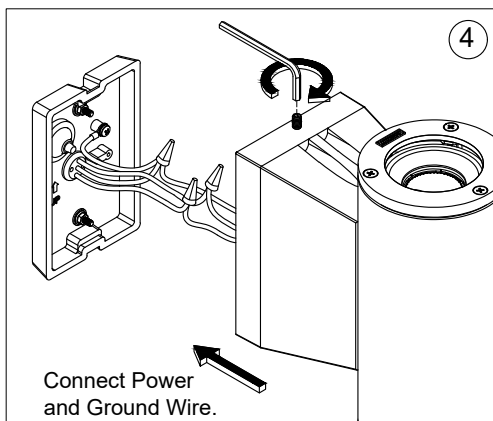
Mounts over  
Junction box.



Using the nylon washers  
and the 7mm. nut driver  
secure the back  
plate to the wall



Ensure watertight seal using UL  
approved silicone based sealant.



### Notice to installer :

- 1.WIRING INSTRUCTIONS** Warning : RISK OF FIRE AND ELECTRICAL SHOCK. : FIXTURE MUST BE INSTALLED BY A QUALIFIED ELECTRICIAN ONLY>FIXTURE IS INTENDED FOR INSTALLATION IN ACCORDANCE WITH THE NATIONAL ELECTRICAL CODE, LOCAL AND FEDERAL CODE SPECIFICATIONS. DISCONNECT POWER BEFORE SERVICING.
- 2.This fixture has a VOLTAGE SPECIFIC BALLAST,**Check that the supply voltage is the same as the installed ballast voltage.

**Ligman Lighting USA**

7144 NE Progress Court, Hillsboro  
Oregon, 97124, USA  
Tel : 503 645 0500 | Fax : 503 645 8100

[www.ligmanlightingusa.com](http://www.ligmanlightingusa.com)

UJE-30341 26/06/2024 REV.1  
1/1

FM-TS-13-1/13-05-2563/Rev.6